

Traffic Volumes Report




Report Template Version: 1.2

Created On: 02/14/2013 11:25:46
Center: District 9
Filter Parameters Selected: [From Date Time]: 02/01/2013 00:00, [To Date Time]: 02/04/2013 23:59

Detector: AVI_Tc_Lab
Roadway: Springhill Road
Location: ITS Lab 192.168.11.73: addr 514
Date Range: 02/01/2013 00:00 to 02/04/2013 23:59
Summary Interval: Daily

Date/Time




Traffic Volumes Report



Report Template Version: 1.2

Detector: AVI_Tc_Springhill
Roadway: Springhill Road
Location: Springhill Mast Arm
Date Range: 02/01/2013 00:00 to 02/04/2013 23:59
Summary Interval: Daily

Date/Time




Traffic Volumes Report



Report Template Version: 1.2

Detector: IVV_LPR
Roadway: I-10
Location: Clay Workstation 8.201:8050
Date Range: 02/01/2013 00:00 to 02/04/2013 23:59
Summary Interval: Daily

Date/Time




Traffic Volumes Report



Report Template Version: 1.2

Detector: RMS-D9-T2
Roadway: I-10
Location:
Date Range: 02/01/2013 00:00 to 02/04/2013 23:59
Summary Interval: Daily

Date/Time




Traffic Volumes Report



Report Template Version: 1.2

Detector: RSE_OT
Roadway: I-10
Location: Convention center
Date Range: 02/01/2013 00:00 to 02/04/2013 23:59
Summary Interval: Daily

Date/Time




Traffic Volumes Report



Report Template Version: 1.2

Detector: RSE_Sim
Roadway: I-10
Location: RSE_Sim
Date Range: 02/01/2013 00:00 to 02/04/2013 23:59
Summary Interval: Daily

Date/Time




Traffic Volumes Report



Report Template Version: 1.2

Detector: RSE_Sim2
Roadway: I-10
Location: RSE_Sim2
Date Range: 02/01/2013 00:00 to 02/04/2013 23:59
Summary Interval: Daily

Date/Time




Traffic Volumes Report



Report Template Version: 1.2

Detector: RSE_Sim3
Roadway: I-10
Location: Rse_Sim3
Date Range: 02/01/2013 00:00 to 02/04/2013 23:59
Summary Interval: Daily

Date/Time




Traffic Volumes Report



Report Template Version: 1.2

Detector: RSE_Sim4
Roadway: I-10
Location: the 4th RSE
Date Range: 02/01/2013 00:00 to 02/04/2013 23:59
Summary Interval: Daily

Date/Time




Traffic Volumes Report



Report Template Version: 1.2

Detector: RTMS-01
Roadway: I-10
Location: I-10 Strip
Date Range: 02/01/2013 00:00 to 02/04/2013 23:59
Summary Interval: Daily

Date/Time	RTMS-01-link1			RTMS-01-link2			Average
	lane1 (veh)	lane2 (veh)	Total	lane1 (veh)	lane2 (veh)	Total	
02/01 00:00	49,120.00	49,120.00	98,240.00	49,120.00	49,120.00	98,240.00	49,120.00




Traffic Volumes Report



Report Template Version: 1.2

Detector: RTMS-02
Roadway: I-10
Location: I-10 Strip
Date Range: 02/01/2013 00:00 to 02/04/2013 23:59
Summary Interval: Daily

Date/Time	RTMS-02-link1			RTMS-02-link2			Average
	lane1 (veh)	lane2 (veh)	Total	lane1 (veh)	lane2 (veh)	Total	
02/01 00:00	24,580.00	24,580.00	49,160.00	24,580.00	24,580.00	49,160.00	24,580.00




Traffic Volumes Report



Report Template Version: 1.2

Detector: RTMS-03
Roadway: I-10
Location: I-10 Strip
Date Range: 02/01/2013 00:00 to 02/04/2013 23:59
Summary Interval: Daily

Date/Time	RTMS-03-link1			RTMS-03-link2			Average
	lane1 (veh)	lane2 (veh)	Total	lane1 (veh)	lane2 (veh)	Total	
02/01 00:00	24,580.00	24,580.00	49,160.00	24,580.00	24,580.00	49,160.00	24,580.00




Traffic Volumes Report



Report Template Version: 1.2

Detector: RTMS-04
Roadway: I-10
Location: I-10 Strip
Date Range: 02/01/2013 00:00 to 02/04/2013 23:59
Summary Interval: Daily

Date/Time	RTMS-04-link1			RTMS-04-link2			Average
	lane1 (veh)	lane2 (veh)	Total	lane1 (veh)	lane2 (veh)	Total	
02/01 00:00	24,580.00	24,580.00	49,160.00	24,580.00	24,580.00	49,160.00	24,580.00




Traffic Volumes Report



Report Template Version: 1.2

Detector: RTMS-05
Roadway: I-10
Location: I-10 Strip
Date Range: 02/01/2013 00:00 to 02/04/2013 23:59
Summary Interval: Daily

Date/Time	RTMS-05-link1			RTMS-05-link2			Average
	lane1 (veh)	lane2 (veh)	Total	lane1 (veh)	lane2 (veh)	Total	
02/01 00:00	24,580.00	24,580.00	49,160.00	24,580.00	24,580.00	49,160.00	24,580.00




Traffic Volumes Report



Report Template Version: 1.2

Detector: RTMS-06
Roadway: I-10
Location: I-10 Strip
Date Range: 02/01/2013 00:00 to 02/04/2013 23:59
Summary Interval: Daily

Date/Time	RTMS-06-link1			RTMS-06-link2			Average
	lane1 (veh)	lane2 (veh)	Total	lane1 (veh)	lane2 (veh)	Total	
02/01 00:00	24,580.00	24,580.00	49,160.00	24,580.00	24,580.00	49,160.00	24,580.00




Traffic Volumes Report



Report Template Version: 1.2

Detector: RTMS-07
Roadway: US-90
Location: I-10 Strip
Date Range: 02/01/2013 00:00 to 02/04/2013 23:59
Summary Interval: Daily

Date/Time	RTMS-07-link1			RTMS-07-link2			Average
	lane1 (veh)	lane2 (veh)	Total	lane1 (veh)	lane2 (veh)	Total	
02/01 00:00	25,360.00	25,360.00	50,720.00	25,360.00	25,360.00	50,720.00	12,680.00




Traffic Volumes Report



Report Template Version: 1.2

Detector: RTMS-08
Roadway: I-10
Location: 1
Date Range: 02/01/2013 00:00 to 02/04/2013 23:59
Summary Interval: Daily

Date/Time	RTMS-08-link1			RTMS-08-link2			Average
	lane1 (veh)	lane2 (veh)	Total	lane1 (veh)	lane2 (veh)	Total	
02/01 00:00	24,580.00	24,580.00	49,160.00	24,580.00	24,580.00	49,160.00	24,580.00




Traffic Volumes Report



Report Template Version: 1.2

Detector: RTMS-09
Roadway: I-10
Location: I-10 Strip
Date Range: 02/01/2013 00:00 to 02/04/2013 23:59
Summary Interval: Daily

Date/Time	RTMS-09-link1			RTMS-09-link2			Average
	lane1 (veh)	lane2 (veh)	Total	lane1 (veh)	lane2 (veh)	Total	
02/01 00:00	24,580.00	24,580.00	49,160.00	24,580.00	24,580.00	49,160.00	24,580.00




Traffic Volumes Report



Report Template Version: 1.2

Detector: RTMS-10
Roadway: I-10
Location: I-10 Strip
Date Range: 02/01/2013 00:00 to 02/04/2013 23:59
Summary Interval: Daily

Date/Time	RTMS-10-link1			RTMS-10-link2			Average
	lane1 (veh)	lane2 (veh)	Total	lane1 (veh)	lane2 (veh)	Total	
02/01 00:00	24,580.00	24,580.00	49,160.00	24,580.00	24,580.00	49,160.00	24,580.00




Traffic Volumes Report



Report Template Version: 1.2

Detector: RTMS-11
Roadway: I-10
Location: I-10 Strip
Date Range: 02/01/2013 00:00 to 02/04/2013 23:59
Summary Interval: Daily

Date/Time	RTMS-11-link1			RTMS-11-link2			Average
	lane1 (veh)	lane2 (veh)	Total	lane1 (veh)	lane2 (veh)	Total	
02/01 00:00	24,580.00	24,580.00	49,160.00	24,580.00	24,580.00	49,160.00	24,580.00




Traffic Volumes Report



Report Template Version: 1.2

Detector: RTMS-12
Roadway: I-10
Location: I-10 Strip
Date Range: 02/01/2013 00:00 to 02/04/2013 23:59
Summary Interval: Daily

Date/Time	RTMS-12-link1			RTMS-12-link2			Average
	lane1 (veh)	lane2 (veh)	Total	lane1 (veh)	lane2 (veh)	Total	
02/01 00:00	24,580.00	24,580.00	49,160.00	24,580.00	24,580.00	49,160.00	24,580.00




Traffic Volumes Report



Report Template Version: 1.2

Detector: RTMS-13
Roadway: I-10
Location: I-10 Strip
Date Range: 02/01/2013 00:00 to 02/04/2013 23:59
Summary Interval: Daily

Date/Time	RTMS-13-link1			RTMS-13-link2			Average
	lane1 (veh)	lane2 (veh)	Total	lane1 (veh)	lane2 (veh)	Total	
02/01 00:00	24,580.00	24,580.00	49,160.00	24,580.00	24,580.00	49,160.00	24,580.00




Traffic Volumes Report



Report Template Version: 1.2

Detector: RTMS-14
Roadway: I-10
Location: I-10 Strip
Date Range: 02/01/2013 00:00 to 02/04/2013 23:59
Summary Interval: Daily

Date/Time	RTMS-14-link1			RTMS-14-link2			Average
	lane1 (veh)	lane2 (veh)	Total	lane1 (veh)	lane2 (veh)	Total	
02/01 00:00	24,580.00	24,580.00	49,160.00	24,580.00	24,580.00	49,160.00	24,580.00




Traffic Volumes Report



Report Template Version: 1.2

Detector: RTMS-IVV
Roadway: I-10
Location: I-10 Strip
Date Range: 02/01/2013 00:00 to 02/04/2013 23:59
Summary Interval: Daily

Date/Time




Traffic Volumes Report



Report Template Version: 1.2

Detector: RTMS_G4
Roadway: Springhill Road
Location: Not Really Offset from Springhill Road
Date Range: 02/01/2013 00:00 to 02/04/2013 23:59
Summary Interval: Daily

Date/Time




Traffic Volumes Report



Report Template Version: 1.2

Detector: SS105_I10
Roadway: I-10
Location:
Date Range: 02/01/2013 00:00 to 02/04/2013 23:59
Summary Interval: Daily

Date/Time



Traffic Volumes Report



Report Template Version: 1.2

Detector: Wavetronix_HD_IVV
Roadway: Springhill Road
Location:
Date Range: 02/01/2013 00:00 to 02/04/2013 23:59
Summary Interval: Daily

Date/Time